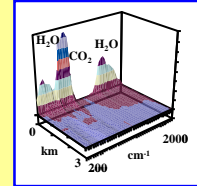


Ventura Photonics



Photonics Solutions



The 2021 Physics Nobel Prize Awarded for Pseudoscience

Roy Clark PhD

Ventura Photonics Climate Post 11, VPCP 011.1

Thousand Oaks, CA

April 2022

After careful consideration, the Nobel Committee has decided that physics has now reached a sufficient level of maturity where there are no more discoveries that merit the award of the Nobel Prize. The Committee has therefore decided to widen the scope of the award to include pseudoscience. The award for pseudoscience will acknowledge outstanding achievement in pseudoscientific nonsense as measured by the monetary value involved. Accordingly, the Nobel science medal has been redesigned to reflect this change. The side of the medal with the image of Alfred Nobel will remain the same. However, the image on the reverse side has been changed to indicate pseudoscientific value. The motto has also been changed to include 'Caveat Emptor' and 'Taurus Excretum Invictus'.



The new design of the reverse side of the Nobel science medal

The first person nominated for the new Nobel award was Syukuro Manabe, for an outstanding contribution to climate pseudoscience. He provided the pseudoscientific foundation for the climate models that led to the multitrillion dollar climate fraud that we have today. Physical reality in climate science had already been abandoned in favor of mathematical simplicity. This started in

the nineteenth century with the use of the equilibrium climate assumption. The Second Law of Thermodynamics had already been eliminated. In his classic 1967 paper with Wetherald, (M&W), Manabe built on the equilibrium climate pseudoscience established by Arrhenius and constructed the first generally accepted pseudoscientific computer climate model. This created global warming directly as a mathematical artifact of the input modeling assumptions. It was really just a mathematical platform for the development and evaluation of radiative transfer and related algorithms. He began with the mathematical construct of a 24 hour average absorbed solar flux that had to exactly match the long wave IR (LWIR) flux returned to space at the top of the model. The surface was a partially reflecting blackbody surface with zero heat capacity. The model had 9 or 18 atmospheric layers with a fixed relative humidity (RH) distribution. When the atmospheric CO₂ concentration was increased in this simplistic model, the surface temperature had to increase, by definition, based on the equilibrium assumption. Furthermore, since the RH was fixed, the increase in surface temperature was amplified by the increase in water vapor concentration. This created a 'positive feedback' that increased the downward LWIR flux and amplified the surface heating. This is the basis of the 'water vapor feedback' that is still in use today. The model of course is pseudoscientific nonsense that has no relationship to planet earth. In particular, the effects of the surface LWIR exchange energy have been ignored. In the real world, the downward LWIR flux from the lower troposphere to the surface 'blocks' most of the upward LWIR flux from the surface. In order to dissipate the absorbed solar heat, the surface warms up so that the excess heat is removed by moist convection. This is a mass transport process. The coupling of the convection to the gravitational field and rotation of the earth produce the Hadley, Ferrel and Polar convective cells, the trade winds and the ocean gyre circulation that drive the earth's basic weather patterns. The atmospheric LWIR flux is fully coupled to the convection and the two should not be separated and analyzed independently of each other. The small changes in LWIR flux produced by the observed increase in CO₂ concentration cannot couple to the climate system in such a way that can cause any climate change.


The 1967 M&W paper created two pseudoscientific bandwagons. First, the radiative transfer algorithms could be improved with better spectroscopic constants and more greenhouse gases. Second, the M&W model could be incorporated into a general circulation model (GCM) with well over a thousand M&W 'units' coupled together within a modified weather forecasting model to make 'improved' climate 'predictions'. None of this required any change to the underlying M&W pseudoscience. Within a decade, an additional 11 'minor' IR species had been added to the M&W model. M&W opted for the second bandwagon and spent the next 8 years incorporating their 1967 assumptions into a crude GCM that had to create global warming as the CO₂ concentration increased. Furthermore, they conveniently overlooked their model instabilities. In 1963, Lorenz demonstrated that a simple convective model with just 3 nonlinear equations was unstable. A GCM weather forecast model became unreliable after about 10 days. The M&W model had thousands of coupled non-linear equations and had no predictive capabilities whatsoever over the much longer time scales needed for climate 'prediction'.



The climate bandwagon

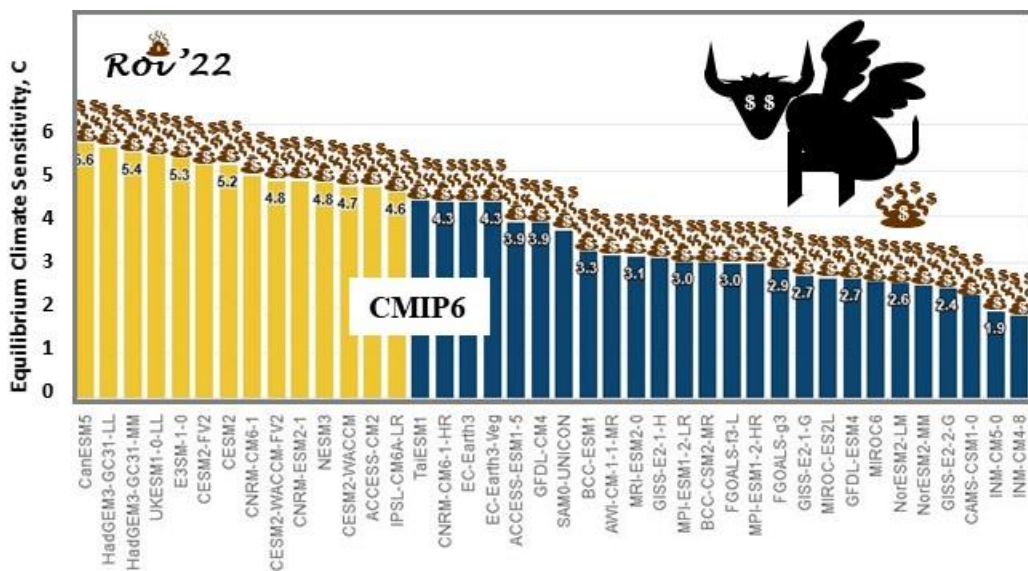
The importance of Manabe's contribution to climate pseudoscience can only be fully understood when the later developments that built on his foundation of mathematical modeling artifacts are also considered. In 1979, the climate pseudoscience developed by M&W was 'sanctified' by the Charney report. The reviewers simply accepted the underlying equilibrium assumption and failed to recognize the nature of the mathematical artifacts involved. They concluded that a warming of 3 ± 1.5 C from a 'doubling' of the atmospheric CO₂ concentration was likely. This was based on little more than accepted equilibrium climate dogma and the results from the five rather crude GCMs that were available at the time, 3 from Manabe's group and 2 from Hansen's group.

In 1981, an additional layer of pseudoscience was added to the M&W model by Hansen's group. A 'slab' ocean was added that introduced heat capacity but little else to the M&W model. The coupling of the ocean evaporation to the LWIR flux was ignored. An equilibrium modeling ritual was created where a hypothetical 'doubling' in the CO₂ concentration produced temperature changes that propagated successively through the stratosphere and the troposphere and then changed the land and ocean temperatures. The mathematical artifacts of warming and cooling produced by other 'greenhouse gases' and by various aerosols introduced into an M&W model were presented as though they were part of a real climate. Then a 'bait and switch' change was made from the model equilibrium temperature to the weather station temperature measured at eye level above the ground. No changes were made to the M&W model. The output was simply relabeled. The real physics of the surface energy transfer was ignored. By 1981, the foundation of computerized climate pseudoscience had been established with the forcings, feedbacks and climate sensitivities that have been used in all of the IPCC climate assessments.



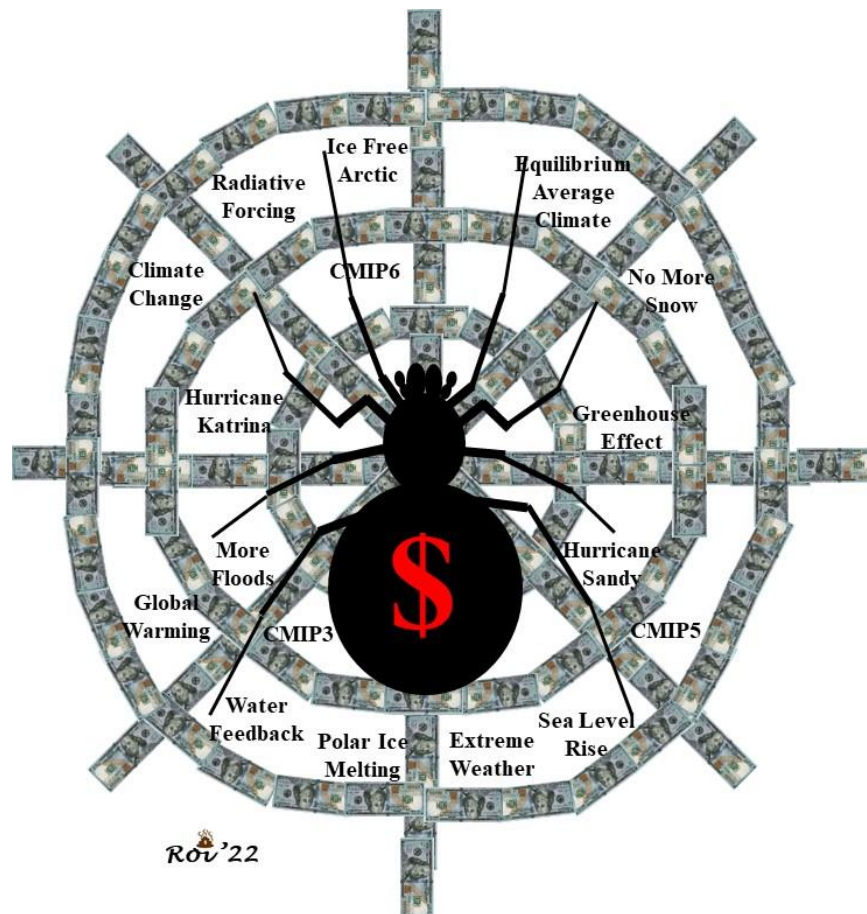
The ‘bait and switch’ transition from equilibrium to meteorological surface air temperature

Manabe’s greatest achievement is that his pseudoscientific nonsense has fooled so many people for so long. The dogma of equilibrium climate pseudoscience has degenerated into the Imperial Cult of the Global Warming Apocalypse. The mathematical warming artifacts that he created have been exploited by many different groups. Climate modeling has become a lucrative source of research funds. The equilibrium climate model has been copied by different groups around the world. By 2019 there were at least 49 modeling groups and 100 equilibrium climate models contributing to the CMIP6 ensemble. None of the modeling groups has performed any investigation into the validity of their models or the effects of Lorenz instabilities. The NASA climate models have never been subjected to Technology Readiness Level Review. For high level public policy analysis, they should be at TRL8/9. The climate models have simply been ‘tuned’ to match the global average climate record. This is dominated by the recent warming phase of the Atlantic Multi-decadal Oscillation (AMO). Additional warming has been created by the process of ‘homogenization’ used to create the global climate averages. Earlier AMO cycles have been ignored. There can be no ‘sensitivity’ to CO₂.



The pseudoscientific climate sensitivities of the CMIP6 climate models. This is the increase in ‘average’ surface temperature created by each model for a doubling of the CO₂ concentration.

In reality, a ‘radiative forcing’ is a change in flux that produces a change in the rate of heating or cooling. It does not directly produce a change in temperature. A doubling of the CO₂ concentration produces a maximum increase in the rate of heating in the troposphere of approximately 0.08 K per day. Similarly, over the oceans, within the ±30° latitude bands, the nominal 2 W m⁻² increase in downward LWIR flux to the surface produced by the increase in CO₂ concentration since the start of the industrial revolution is dissipated by an increase in wind speed of about 15 cm s⁻¹. Over land, the weather station temperature is reset each day by the convection transition temperature. Air compression heating effects such as those produced by downslope winds and ‘blocking’ high pressure systems can produce temperature changes of 10 C over a few days or less. The average annual increase in downward LWIR flux to the surface from CO₂ is approximately 0.034 W m⁻². This cannot produce any increase in ‘extreme weather’. The 1.5 or 2 C temperature limit incorporated into the Paris Climate Accord is pseudoscientific nonsense. There is no climate crisis. The peer review process in climate science has been replaced by blatant cronyism that perpetuates the equilibrium climate pseudoscience. Our so called ‘climate scientists’ have been trapped in a web of lies of their own making.



The climate web of lies

Various political and environmental groups have exploited Manabe’s warming artifacts to further their own agendas. They have successfully disrupted the world’s energy supply through ridiculous

claims of ‘global warming’ and ‘climate change’. There is no cost or technical justification for utility scale ‘alternative energy’ or the expanded use of electrically powered vehicles. Main stream politicians have used Manabe’s warming artifacts to justify energy policies that have caused major harm. Millions of people around the world are suffering from ‘energy poverty’. Over two hundred people died of cold in Texas in the 2020 winter freeze because ‘alternative energy’ could not meet power demand. Manabe has built the pseudoscientific foundation for the most successful scam since the use of indulgences by the late medieval church.

References

Arrhenius, S., Philos. Trans. **41** 237-276 (1896), ‘On the influence of carbonic acid in the air upon the temperature of the ground’.

<http://empslocal.ex.ac.uk/people/staff/gv219/classics.d/Arrhenius96.pdf>

Charney, J. G. et al, *Carbon Dioxide and Climate: A Scientific Assessment*, Report of an ad hoc study group on carbon dioxide and climate, Woods Hole, MA July 23-27 (1979),

https://www.bnl.gov/envsci/schwartz/charney_report1979.pdf

Gerlich, G. and R. D. Tscheuschner, Int. J. Mod. Phys. B, **23**(3) 274-394 (2009) ‘Falsification of the atmospheric CO₂ greenhouse effects within the frame of physics’,

<https://doi.org/10.1142/S021797920904984X>

Gray, S. T.; L. J. Graumlich, J. L. Betancourt and G. T. Pederson, Geophys. Res. Letts, **31** L12205, pp1-4 (2004) doi:10.1029/2004GL019932, ‘A tree-ring based reconstruction of the Atlantic Multi-decadal Oscillation since 1567 A.D.’.

<http://www.riversimulator.org/Resources/ClimateDocs/GrayAMO2004.pdf>

HadCRUT4

https://www.metoffice.gov.uk/hadobs/hadcrut4/data/current/time_series/HadCRUT.4.6.0.0.annual_ns_avg.txt

Hansen, J.; D. Johnson, A. Lacis, S. Lebedeff, P. Lee, D. Rind and G. Russell Science **213** 957-956 (1981), ‘Climate impact of increasing carbon dioxide’.

https://pubs.giss.nasa.gov/docs/1981/1981_Hansen_ha04600x.pdf

Harde, H., Int. J. Atmos. Sci. 9251034 (2017), ‘Radiation Transfer Calculations and Assessment of Global Warming by CO₂’. <https://doi.org/10.1155/2017/9251034>

Hausfather, Z., ‘CMIP6: The next generation of climate models explained’ Carbon Brief, 2019, <https://www.carbonbrief.org/cmip6-the-next-generation-of-climate-models-explained>

Hecht, M. M., 21st Century Science and Technology, pp.64-68, Fall 2007, ‘Where the global warming hoax was born’

<http://www.21stcenturysciencetech.com/Articles%202007/GWWhoaxBorn.pdf>

Iacono, M. J.; J. S. Delamere, E. J. Mlawer, M. W. Shephard, S. A. Clough, and W. D. Collins, J. Geophys. Res., **113**, D13103pp 1-8, (2008), ‘Radiative forcing by long-lived greenhouse gases: Calculations with the AER radiative transfer models’. <https://doi.org/10.1029/2008JD009944>

Knutti, R. and G. C. Hegerl, Nature Geoscience **1** 735-743 (2008), ‘The equilibrium sensitivity of the Earth’s temperature to radiation changes’. <https://www.nature.com/articles/ngeo337>

Lorenz, E. N., *J. Applied Meteorology and Climatology* **12**(3) 543-546 (1973), ‘On the Existence of Extended Range Predictability’, https://journals.ametsoc.org/view/journals/apme/12/3/1520-0450_1973_012_0543_oteoer_2_0_co_2.xml?tab_body=fulltext-display

Lorenz, E.N., *Journal of the Atmospheric Sciences* **20**, pp. 130-41 (1963), ‘Deterministic non-periodic flow.’ https://journals.ametsoc.org/view/journals/atsc/20/2/1520-0469_1963_020_0130_dnf_2_0_co_2.xml

Manabe, S. and R. T. Wetherald, *J. Atmos. Sci.* **32**(1) 3-15 (1975), ‘The effects of doubling the CO₂ concentration in the climate of a general circulation model’.
https://journals.ametsoc.org/view/journals/atsc/32/1/1520-0469_1975_032_0003_teodtc_2_0_co_2.xml?tab_body=pdf

Manabe, S. and R. T. Wetherald, *J. Atmos. Sci.*, **24** 241-249 (1967), ‘Thermal equilibrium of the atmosphere with a given distribution of relative humidity’.
http://www.gfdl.noaa.gov/bibliography/related_files/sm6701.pdf

Otto, A., F. E. L. Otto, O. Boucher, J. Church, G. Hegerl, P. M. Forster, N. P. Gillett, J. Gregory, G. C. Johnson, R Knutti, N. Lewis, U. Lohmann, J. Marotzke, G. Myhre, D. Shindell, B. Stevens and M. R. Allen, *Nature Geoscience*, **6** (6). 415 - 416 (2013). ISSN 1752-0894, ‘Energy budget constraints on climate response’.
[http://eprints.whiterose.ac.uk/76064/7/ngeo1836\(1\)_with_coversheet.pdf](http://eprints.whiterose.ac.uk/76064/7/ngeo1836(1)_with_coversheet.pdf)

Yu, L., Jin, X. and Weller R. A., *OAFlux Project Technical Report* (OA-2008-01) Jan 2008, ‘Multidecade Global Flux Datasets from the Objectively Analyzed Air-sea Fluxes (OAFlux) Project: Latent and Sensible Heat Fluxes, Ocean Evaporation, and Related Surface Meteorological Variables’.
https://rda.ucar.edu/datasets/ds260.1/docs/OAFlux_TechReport_3rd_release.pdf